

Fiber in Metal Tubes for OPGW/OPPC

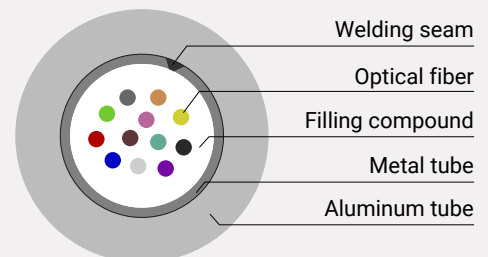
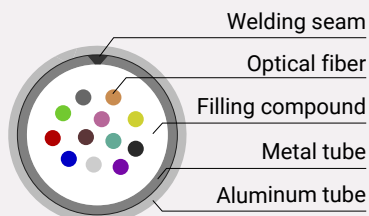
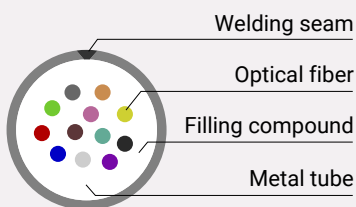
Stainless Steel with or without Aluminum



Technical Information

Fiber in Metal Tubes (FIMT) are designed as a loose tube construction to protect the integrated optical fibers against mechanical stress, hydrogen exposure and other environmental factors, ensuring maximum optical lifetime for their intended applications. FIMT are well-suited for OPGW and OPPC cables due to its full metallic encapsulation, which offers the best mechanical

protection in conjunction with the highest density, allowing for the most compact cable designs. The metallic tube is filled with a thixotropic gel, which may or may not include hydrogen-absorbing additives, and it fully complies with EN60794-2-22 method F5. Common fiber types used for this construction include, but are not limited to, ITU-T G.652.D, ITU-T G.657.A1, and ITU-T G.655.



OPGW/OPPC

Available Steel Grades for FIMT

- EN 1.4301 (304)
- EN 1.4306 (304L)
- EN 1.4303 (305)
- EN 1.4404 (316L)

Aluminum Layer (optional)

- Thin wall alu cladding with wall thickness of 0.25 / 0.30mm (.0098 / .0118")
- Thick wall alu extrusion with wall thickness between 0.95 - 3.00mm (.037 - .118")

Cable Types

Suitable for OPGW / OPPC cables in:



Central
position



Stranding
layer



Stainless Steel Tube Dimensions and Fiber Count

Table shows the minimum diameter for the stated number of fibers. Outer diameter is available in steps of 0.05/0.10mm (.0020/.0039"). Other dimensions available on request!

OD FIMT mm (inch)	max. amount of fibers 250µm (200µm)	Single Tube Wall Thickness in mm (inch)				
		0.125 (.0049)	0.15 (.0059)	0.20 (.0079)	0.25 (.0098)	0.30 (.0118)
1.10 (0.043)	2 (2)	●	●			
1.25 (0.049)	4 (4)	●	●	○		
1.70 (0.067)	6 (8)	○	●	●		
1.80 (0.071)	8 (12)		●	●		
2.20 (0.087)	16 (24)		●	●	○	
2.40 (0.094)	24 (36)		●	●	●	
2.90 (0.114)	36 (48)		●	●	●	○
3.30 (0.130)	48 (64)		●	●	●	●
3.60 (0.142)	56 (72)		●	●	●	●
4.00 (0.157)	64 (80)		○	●	●	●
4.50 (0.177)	80 (96)					●
5.30 (0.209)	144 (192)					●
7.00 (0.276)	144 (192)					●

● available in this dimension

○ starting or ending with this specific wall thickness; some outer diameters between this and the next/previous row are possible as not all variations of outer diameters are stated in the table



Packaging and single Length

Standard packaging consists of wooden reels in a standing position fixed on pallets. The outer layer is protected with bubble foil and flexible cardboard. Optionally, machine spools provided by customer can be used. Produced single lengths are tailored to meet customer requests.



Coloring, Bundling and Marking Options

Fiber coloring is performed in accordance with EIA/TIA-598-C, DIN VDE V 0888, DIN IEC 60304, or based on customer requirements. Identification options include bundling with colored yarns, ring marking on fibers, and outer tube marking (meter marking, ring code). Various jacket colors can be selected for the outer sheath, optionally with custom cable markings.



Certificate of Conformity

Test report according to EN 10204 / 2.2 is physically attached on every spool and digital available including following information:

- Order Number
- Product Length
- Product Dimensions
- Welding Depth
- Excess Fiber Length
- Optical Attenuation
- Water Penetration Test



Visit our
website for
more details

Speak to an Expert
+43 2852 30412